



Canvas for PARENTS

OBSERVER ACCOUNTS

STEP 1-You need a PAIRING code:

1. Have your child generate a code through their own Canvas course. Follow directions by clicking [HERE](#). Your child will need to login to Canvas to do this. (Parents of Pre-K, K, and 1st graders, you may either follow the directions above OR email Natasha.Cannon@lakeoconeeacademy.org and she will generate the pairing code for you.)
2. If you have more than one child attending LOA - [CLICK HERE](#)

STEP 2-Create Your Account:

1. Sign up for a Parent Canvas Account. Go to loa.instructure.com/login/canvas on your computer.
2. Follow the directions for setting up a Parent Canvas Account by clicking [HERE](#).

STEP 3-Download the Canvas Parent App:

1. If you would prefer to utilize the Canvas Parent App you can download from the appropriate system store.
2. Click [here](#) to login through an iOS device.
3. Click [here](#) to login through an Android device.




STEP 4- Adjust your preferences and notifications.

This will help you control notifications for your child’s courses including, but not limited to, announcements, assignments, and due dates.

1. Click [here](#) for directions to adjust your Canvas notifications.
2. Click [here](#) for directions to view feedback on assignments.

IMPORTANT- Teachers will not grade **all** assignments through the Canvas grader. There will be an average that populates in Canvas, but this will not be reflective of all classroom assignments and classroom assignment weights. You should look in Infinite Campus Parent Portal for your child’s accurate and current grade. If you need an Infinite Campus Parent Portal account, please contact Robin Weir at robin.weir@lakeoconeeacademy.org

HELP DOCUMENTS

 <p>This video shows how to sign into the Canvas Parent App</p>	 <p>iOS Canvas Parent App Guide</p>	 <p>Android Canvas Parent App Guide</p>
--	--	--

Having difficulty with the process?
Please email: technology@loa.mojohelpdesk.com